



935

935

VACUUM PHOTOTUBE

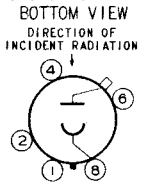
WITH S-5 RESPONSE

DATA

General:

Spectral Response	S-5
Wavelength of Maximum Response.	3400 ± 500 Angstroms
Cathode:	
Shape	Semi-Cylindrical
Minimum Projected Length*	1-5/16"
Minimum Projected Width*.	5/8"
Direct Interelectrode Capacitance	0.6 μmf
Overall Length.	4-1/8" ± 1/8"
Seated Length	3-9/16" ± 1/8"
Seated Length to Center of Cathode	2" ± 1/16"
Maximum Diameter.	1-9/32"
Bulb.	T-9
Mounting Position	Any
Cap	Skirted Miniature
Base.	Intermediate-Shell Octal 5-Pin

Pin 1 - No Connection
 Pin 2 - No Connection
 Pin 4 - No Connection



Pin 6 - No Connection
 Pin 8 - Cathode
 Cap - Anode

Maximum Ratings, Absolute Values:

ANODE-SUPPLY VOLTAGE (DC or Peak AC)	250 max.	volts
PEAK CATHODE CURRENT	30 max.	μamp
PEAK CATHODE-CURRENT DENSITY.	100 max.	μamp/sq. in.
AVERAGE CATHODE CURRENT ^o	10 max.	μamp
AMBIENT TEMPERATURE	75 max.	°C

Characteristics:

	<u>Min.</u>	<u>Average</u>	<u>Max.</u>	
Dark Current at 250 Volts	-	-	0.0005	μamp
Sensitivity:				
At 3400 Angstroms	-	0.032	-	μamp/μwatt ←
Luminous [▲]	18	35	70	μamp/lumen ←

* On plane perpendicular to indicated direction of incident radiation.

^o Averaged over any interval of 30 seconds maximum.

[▲] Measured under conditions specified on sheet "PHOTOTUBE SENSITIVITY AND SENSITIVITY MEASUREMENTS" at the front of this Section.

SPECTRAL-SENSITIVITY CHARACTERISTIC
of Phototube having S-5 Response
is shown at the beginning of this Section

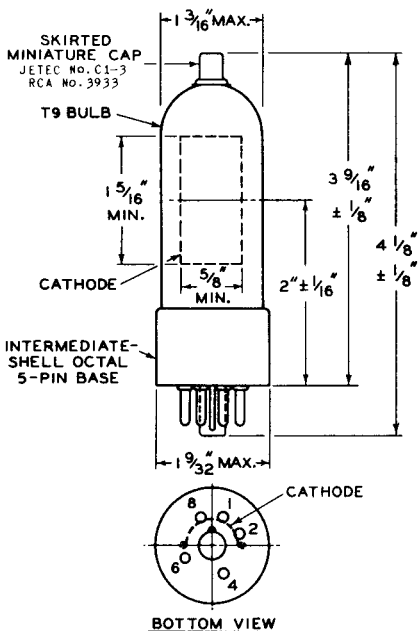
← Indicates a change.

935



935

VACUUM PHOTOTUBE



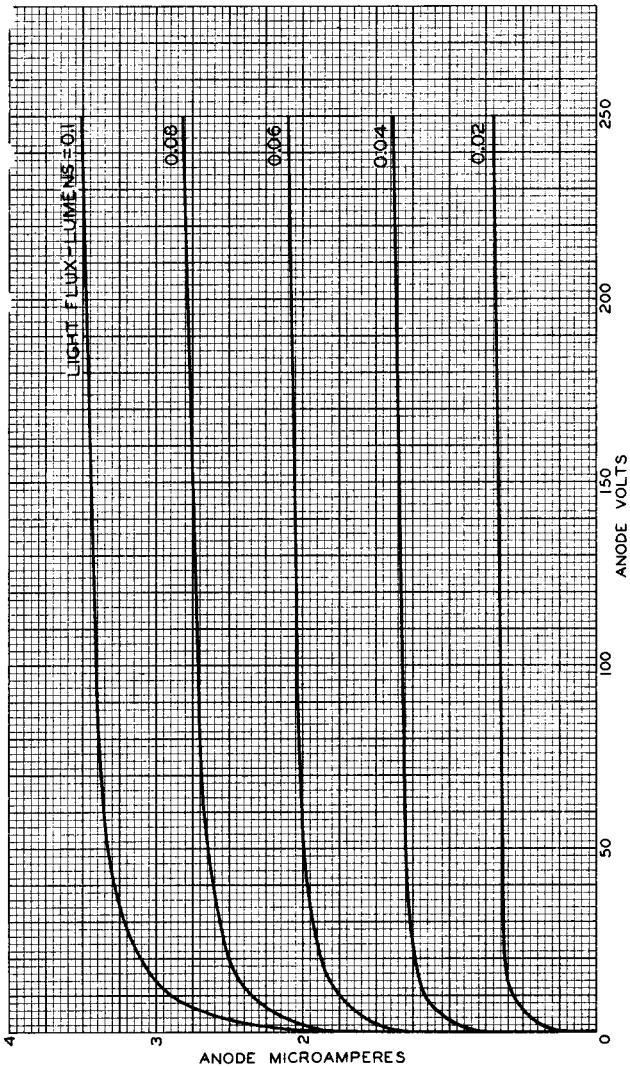
92CM-6411R4



935

935

AVERAGE ANODE CHARACTERISTICS



APRIL 20, 1950

TUBE DEPARTMENT
RADIO CORPORATION OF AMERICA, HARRISON, NEW JERSEY

92CM-6478RI

Vacuum Phototube

SIDE-ON TYPE HAVING S-5 RESPONSE

DATA


General:

Spectral Response.	S-5
Wavelength of Maximum Response	3400 ± 500 angstroms
Cathode:	
Shape.	Semicylindrical
Minimum projected length ^a1-5/16"
Minimum projected width ^a	5/8"
Direct Interelectrode Capacitance (Approx.).	0.6 μμf
Maximum Overall Length	4-1/4"
Seated Length.	3-9/16" ± 1/8"
Seated Length to Center of Cathode	2" ± 1/16"
Maximum Diameter	1-9/32"
Operating PositionAny
Weight (Approx.)	1 oz ←
Bulb	T9
Cap.Skirted Miniature (JEDEC No.C1-3) ←
SocketCinch No.8JM-1, or equivalent ←
BaseIntermediate-Shell Octal 5-Pin, Arrangement 1 ← (JEDEC Group 1, No.B5-10)

Basing Designation for BOTTOM VIEW 1C

DIRECTION OF RADIATION

Pin 1 - No Internal Connection
 Pin 2 - No Internal Connection
 Pin 4 - No Internal Connection



Pin 6 - No Internal Connection
 Pin 8 - Photocathode
 Cap - Anode

Maximum Ratings, Absolute-Maximum Values:

ANODE-SUPPLY VOLTAGE (DC or Peak AC).	250 max.	volts
AVERAGE CATHODE-CURRENT DENSITY ^b	30 max.	μa/sq. in.
AVERAGE CATHODE CURRENT ^b	10 max.	μa
AMBIENT TEMPERATURE.	75 max.	°C

Characteristics:

With an anode-supply voltage of 250 volts
 Min. Median Max.

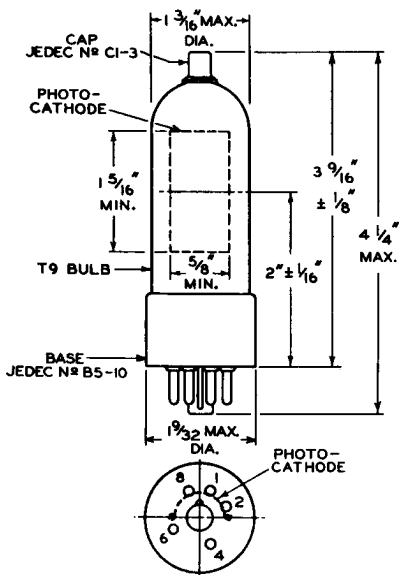
Sensitivity:			
Radiant, at 3400 angstroms	-	0.043	- amp/watt
Luminous ^c	18	35	70 μa/lumen
Anode Dark Current at 25° C.	-	-	0.0005 μa

← Indicates a change.



- a On plane perpendicular to indicated direction of radiation.
 b Averaged over any interval of 30 seconds maximum.
 c For conditions where the light source is a tungsten-filament lamp operated at a color temperature of 2870° K. A 1-megohm load resistor and a light input of 0.1 lumen are used.

**SPECTRAL-SENSITIVITY CHARACTERISTIC
 OF PHOTSENSITIVE DEVICE HAVING S-5 RESPONSE**
 is shown at the front of this section



92CM-641IR5