

FERRANTI

SATURATED EMISSION DIODE

A directly heated tungsten filament diode, intended for operation with temperature limited emission. The large change in anode current resulting from a small change in filament voltage, and the stability of the valve, make it suitable for use as a control in stabiliser circuits.

PHYSICAL DETAILS.

Base	International Octal.
Max. Overall Length	81 mm. ($3\frac{1}{8}$ in.).
Max. Seated Height	65 mm. ($2\frac{5}{8}$ in.).
Max. Diameter	33 mm. ($1\frac{1}{4}$ in.).
Mounting Position	Any.

BASE CONNECTIONS.

Pin 1—Not connected.	Pin 5—Anode.
Pin 2—Filament.	Pin 6—Not connected.
*Pin 3—Jumper.	Pin 7—Filament.
*Pin 4—Jumper.	Pin 8—Not connected.

RATINGS.

Max. Filament Voltage	1.8 volts.
Max. Anode Voltage	500 volts.
Min. Anode Voltage to ensure saturation	100 volts.

CHARACTERISTICS.

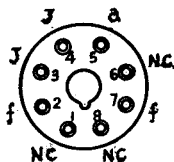
Filament Current (at 1.8 volts)	330 mA.
Anode Current (at $V_f = 1.8$, $V_a = 500$)	0.65 mA.

TYPICAL OPERATION.

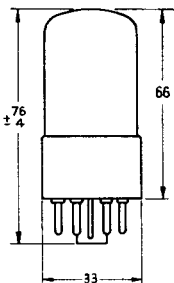
Anode Current (saturated)	...	0.3 mA.
Filament Voltage	...	1.65 volts (approx.).
Filament Current	...	320 mA. (approx.).
Minimum anode voltage	...	100 volts.
Maximum anode voltage	...	500 volts.

*The "jumper" link in the base is a short circuit between pins 3 and 4 and with suitable circuit connections operates as a switch to render the equipment inoperative when the valve is removed from its holder.

GE10



Base Connections
Underside View of Base

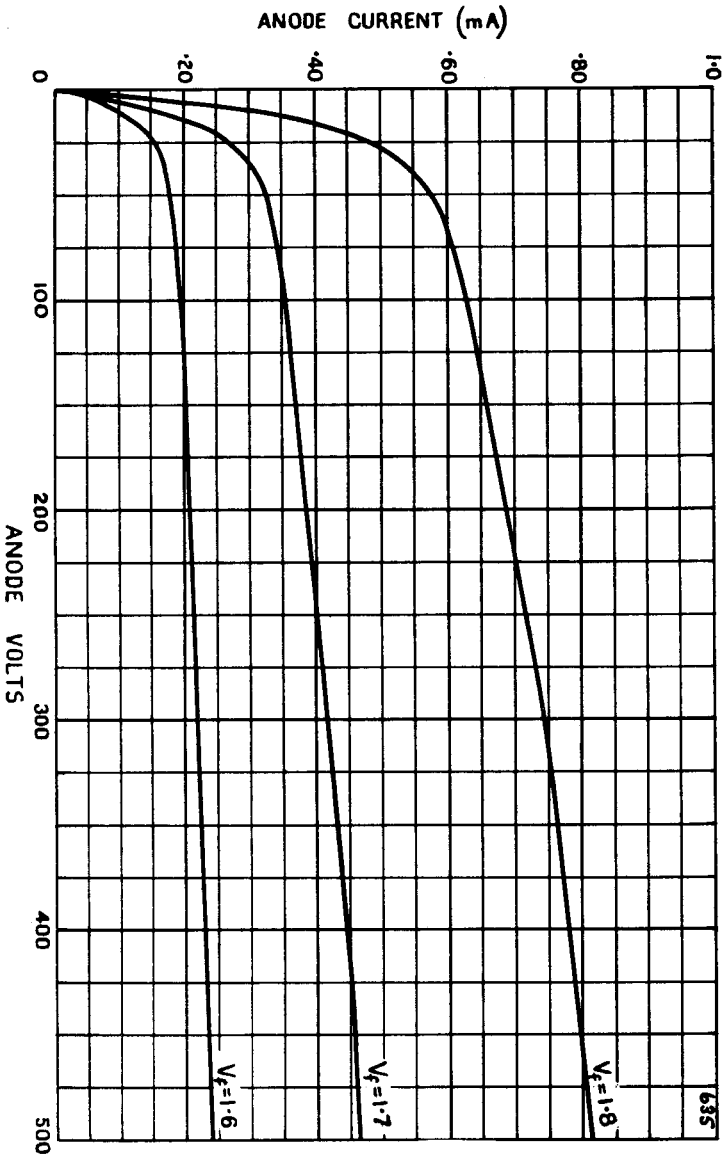


All dimensions shown are in millimetres (max.)





GE10





GE10

