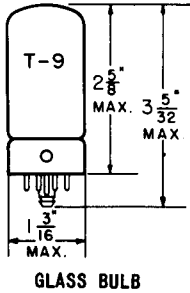


TUNG-SOL

DOUBLE TRIODE




COATED UNIPOTENTIAL CATHODE

HEATER

6.3 VOLTS 600 MA.

AC OR DC

ANY MOUNTING POSITION



BOTTOM VIEW

LOCK-IN
8 PIN BASE

8AC

THE 7N7 COMBINES TWO LOW- μ TRIODES IN THE LOCK-IN CONSTRUCTION. IT IS DESIGNED FOR USE EITHER AS A PHASE INVERTER OR AS A VOLTAGE AMPLIFIER.

DIRECT INTERELECTRODE CAPACITANCES

WITH RMA SHIELD #308 CONNECTED TO CATHODE

	TRIODE ^A UNIT I	TRIODE ^B UNIT II	
GRID TO PLATE: (G TO P)	3	3	μ f
INPUT: G TO (H+K)	3.4	2.9	μ f
OUTPUT: P TO (H+K)	2	2.4	μ f
GRID TO GRID: (1G TO 2G)		0.4	μ f
PLATE TO PLATE: (1P TO 2P)		0.34	μ f
GRID TO PLATE: (1G TO 2P)		0.08	μ f
GRID TO PLATE: (2G TO 1P)		0.06	μ f

^A TRIODE I - CONNECTED TO PINS 5, 6, AND 7.

^B TRIODE II - CONNECTED TO PINS 2, 3, AND 4.

RATINGS

INTERPRETED ACCORDING TO RMA STANDARD M8-210

HEATER VOLTAGE	6.3	VOLTS
MAXIMUM HEATER-CATHODE VOLTAGE	90	VOLTS
MAXIMUM PLATE VOLTAGE	300	VOLTS
MINIMUM GRID VOLTAGE	0	VOLTS
MAXIMUM PLATE DISSIPATION (EACH SECTION)	2.5	WATTS

CONTINUED ON FOLLOWING PAGE

→ INDICATES A CHANGE OR ADDITION.

TUNG-SOL

CONTINUED FROM PRECEDING PAGE

TYPICAL OPERATING CONDITIONS AND CHARACTERISTICS

CLASS A₁ AMPLIFIER

HEATER VOLTAGE	6.3	6.3	VOLTS
HEATER CURRENT	600	600	MA.
PLATE VOLTAGE	90	250	VOLTS
GRID VOLTAGE	0	-8	VOLTS
SELF-BIAS RESISTOR	0	900	OHMS
PLATE CURRENT	10	9	MA.
PLATE RESISTANCE	6 700	7 700	OHMS
TRANSCONDUCTANCE	3 000	2 600	μMHOS
AMPLIFICATION FACTOR	20	20	

PHASE INVERTER

HEATER VOLTAGE	6.3	6.3	VOLTS
HEATER CURRENT	600	600	MA
PLATE SUPPLY VOLTAGE	100	250	VOLTS
GRID VOLTAGE	-2.25	-5.5	VOLTS
PLATE RESISTOR	30 000	50 000	OHMS
SELF-BIAS RESISTOR	750	1 150	OHMS
MAXIMUM OUTPUT VOLTAGE (RMS)	20	65	VOLTS

→ INDICATES A CHANGE OR ADDITION.

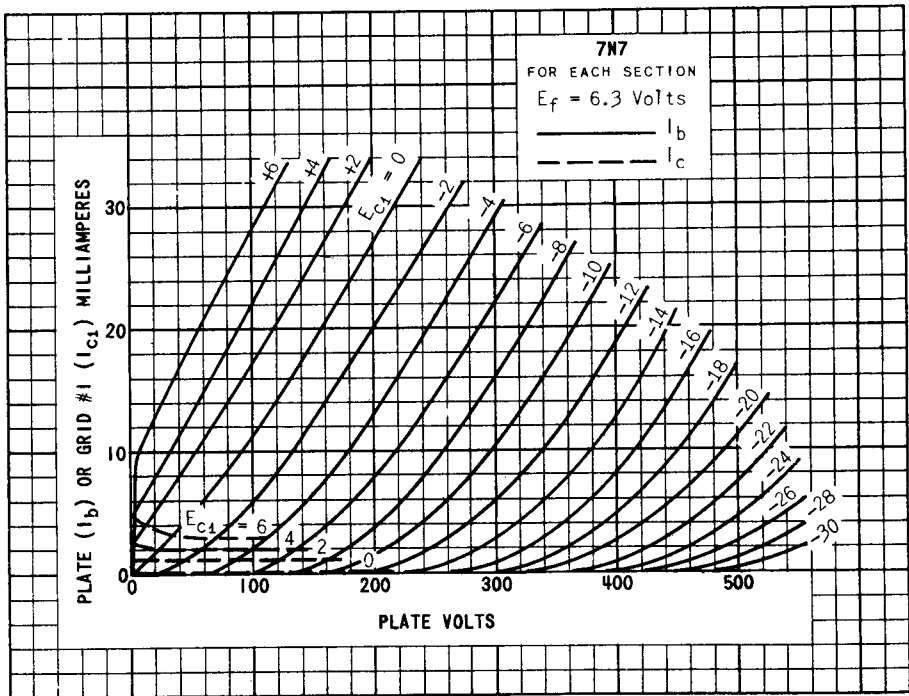
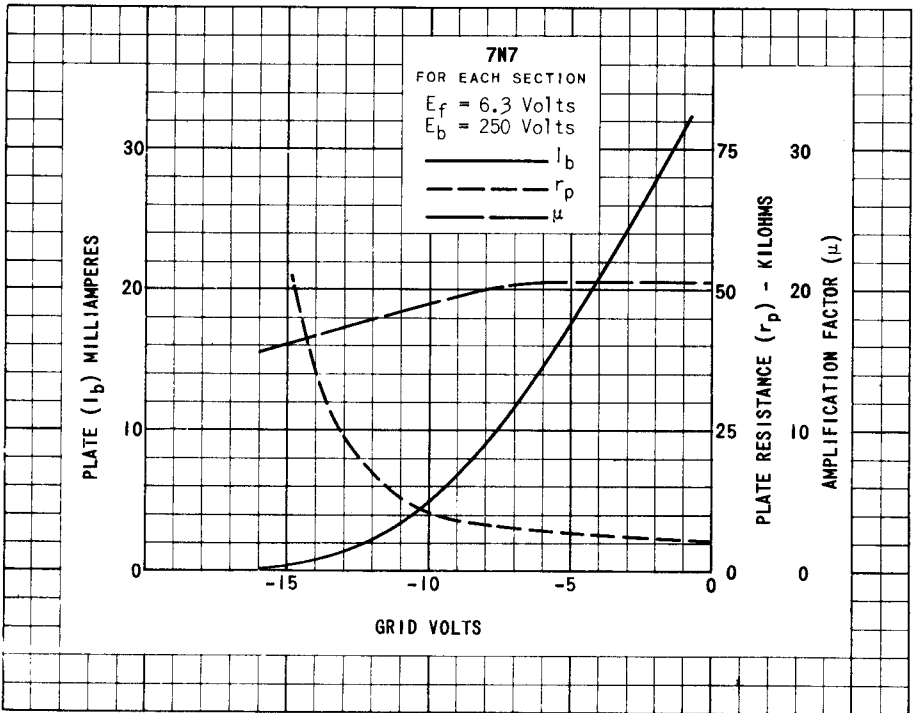
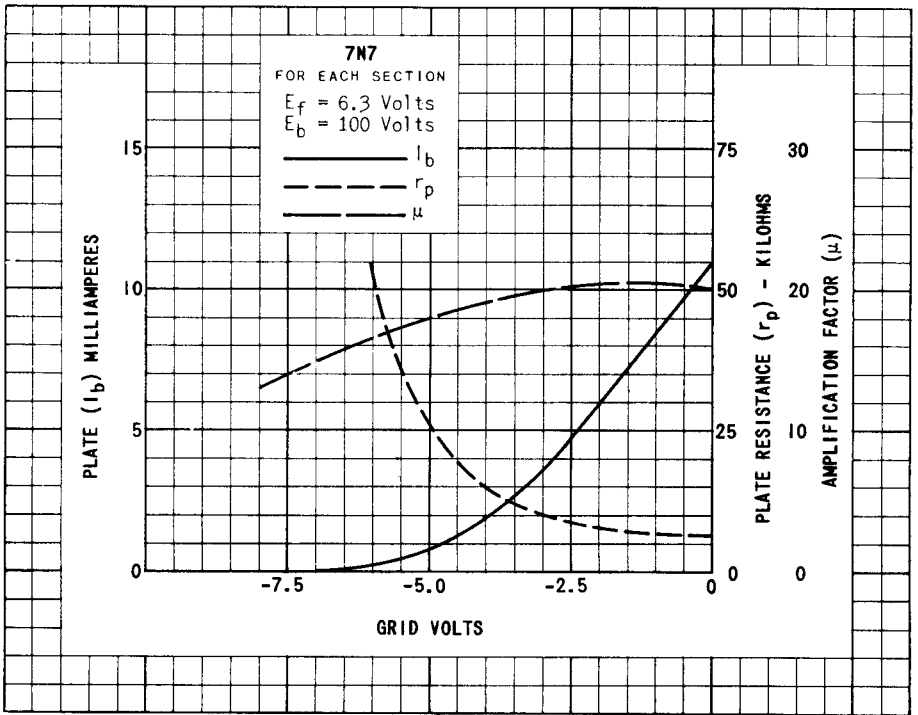


PLATE
2909
APR. 1
1952



COPYRIGHT 1952

PLATE
2910
APR. 1
1952