

PHILIPS „MINIWATT”

EF11

EF11

Heizung ind., Gleich- oder Wechselstrom,
Parallel- oder Serienspeisung. Vf 6,3 V
Chauffage ind., courant continu ou alterna- If 0,200 A
tif, alimentation en parallèle ou en serie.
Heating ind., A.C. or D.C., parallel or
series filament supply.

Kapazitäten Cag1 <0,002 µF
Capacités Cg1 5,8 µF
Capacities Ca 6,5 µF

Betriebsdaten als H.F. - oder Z.F.Verstärker.
Caractéristiques de service comme amplificatrice H.F.
ou M.F.
Operating conditions for use as H.F. or I.F. amplifier.

Va		250 V	
Rg2		75000 Ω	
Rk		250 Ω	
Vg1	-2 V ¹⁾	-45 V ²⁾	-53 V ³⁾
Vg2	100 V	-	→250 V
Ia	6 mA	-	-
Ig2	2,0 mA	-	-
S	2200 µA/V	22 µA/V	4,4 µA/V
Ri	2 MΩ	>10 MΩ	>10 MΩ

Va		200 V	
Rg2		50000 Ω	
Rk		250 Ω	
Vg1	-2 V ¹⁾	-36 V ²⁾	-42 V ³⁾
Vg2	100 V	-	→200 V
Ia	6 mA	-	-
Ig2	2,0 mA	-	-
S	2200 µA/V	22 µA/V	5,5 µA/V
Ri	1,5 MΩ	>10 MΩ	>10 MΩ

Va		100 V	
Vg2		100 V	
Rk		250 Ω	
Vg1	-2 V ¹⁾	-17 V ²⁾	-21 V ³⁾
Ia	6 mA	-	-
Ig2	2,0 mA	-	-
S	2200 µA/V	22 µA/V	7,4 µA/V
Ri	0,45 MΩ	>10 MΩ	>10 MΩ

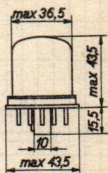
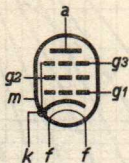
- 1) Im unregulierten Zustand.
Tube non réglé par le C.A.V.
Tube not regulated by A.V.C.
- 2) für eine Regelung der Steilheit 1:100.
Pour le réglage de la pente de 1:100.
For a regulation of the conductance of 1:100.
- 3) Grenze des optimalen Regelbereiches.
Limite de la plage de réglage optimum.
Limit of the optimum regulation range.

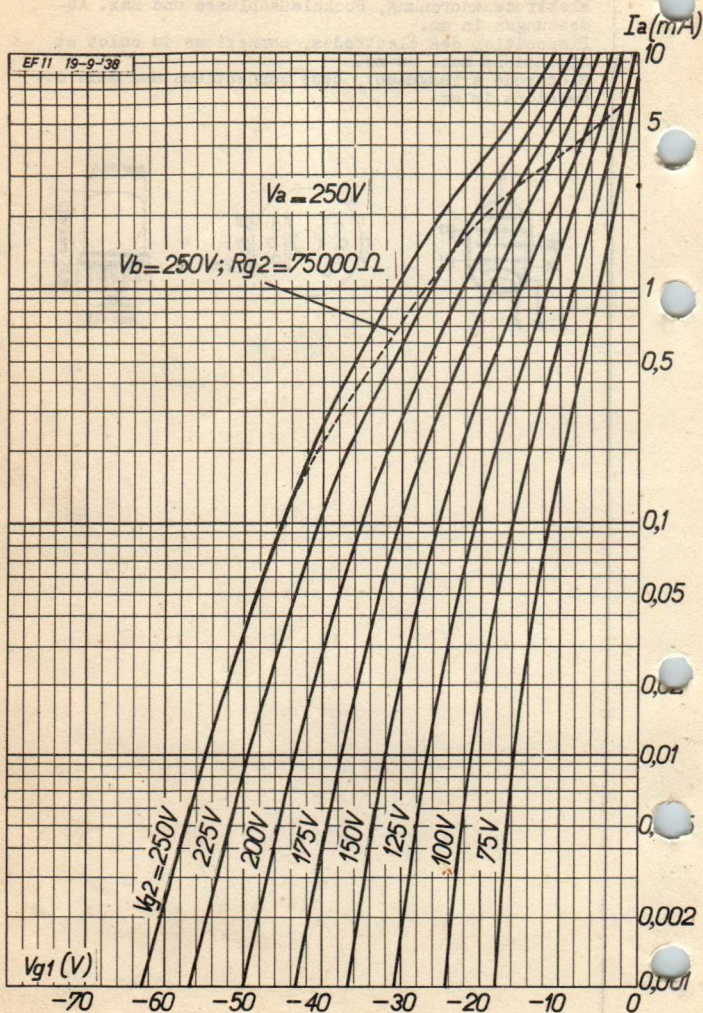
Vorläufige Daten.
Caractéristiques
provisoires.
Tentative data.

PHILIPS „MINIWATT” EF11

EF11

Elektrodenanordnung, Sockelanschlüsse und max. Abmessungen in mm.
Disposition des électrodes, connexions du culot et dimensions max. en mm.
Electrode arrangement, base connections and max. dimensions in mm.

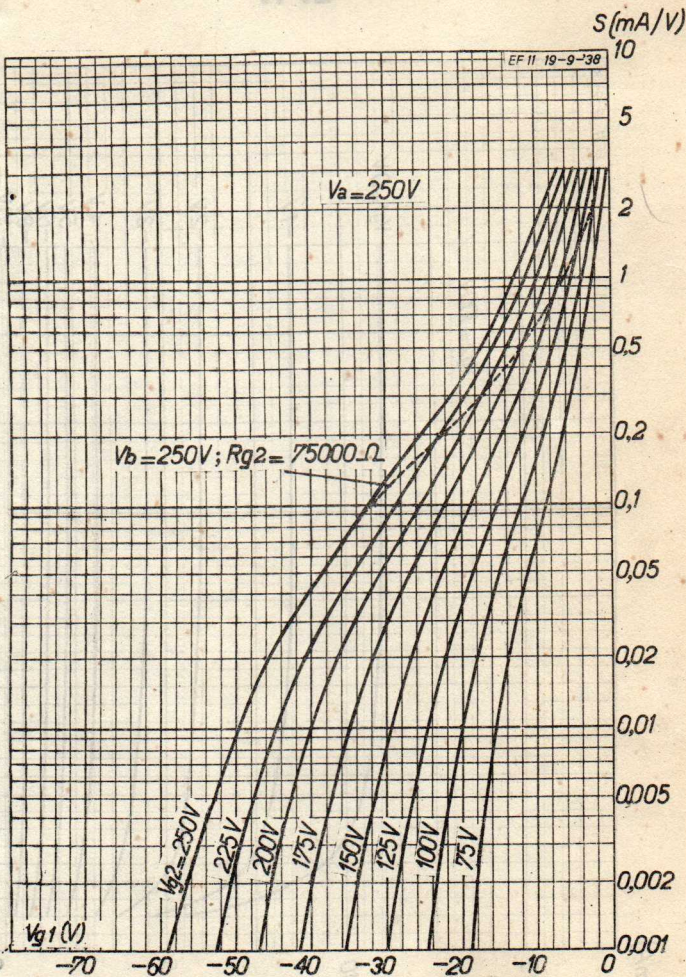


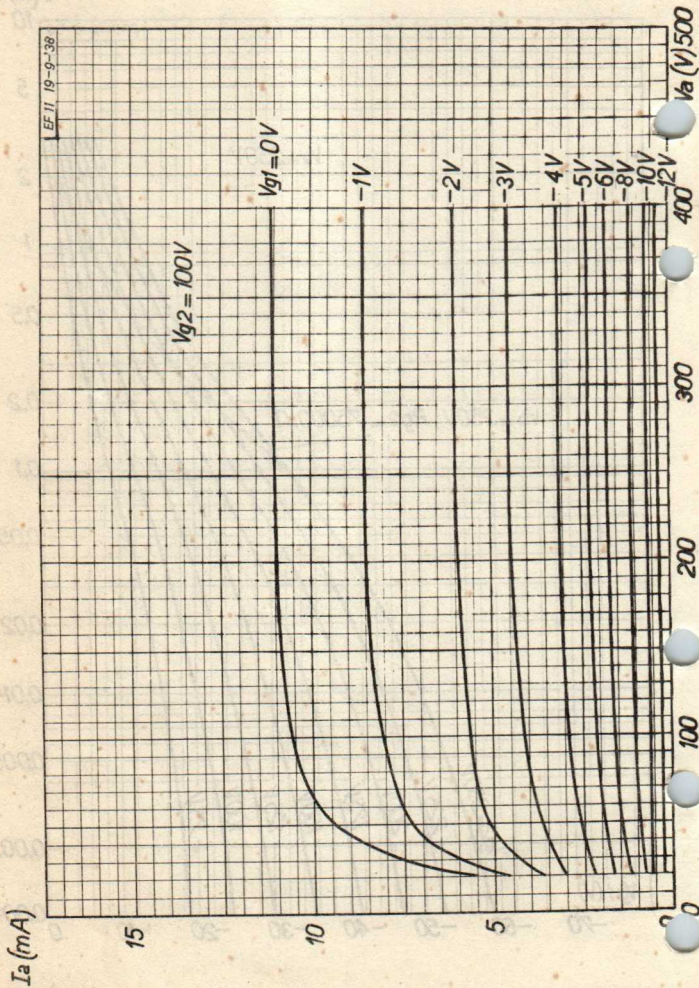
EF11**PHILIPS „MINIWATT“****EF11**

PHILIPS „MINIWATT“

EF11

EF11

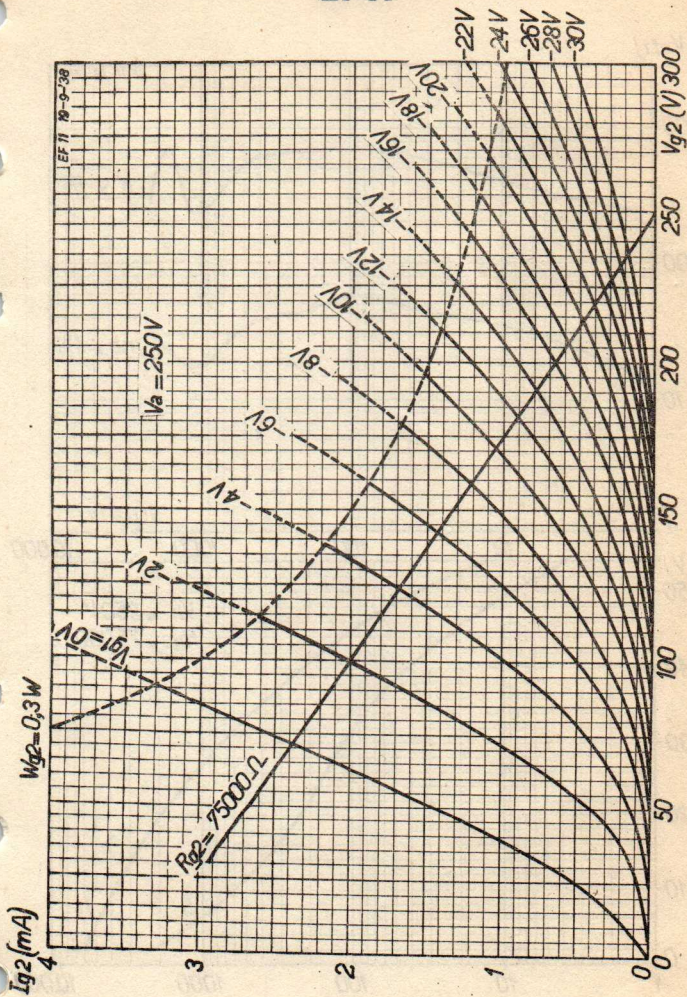


EF 11**PHILIPS „MINIWATT“****EF 11**

PHILIPS „MINIWATT“

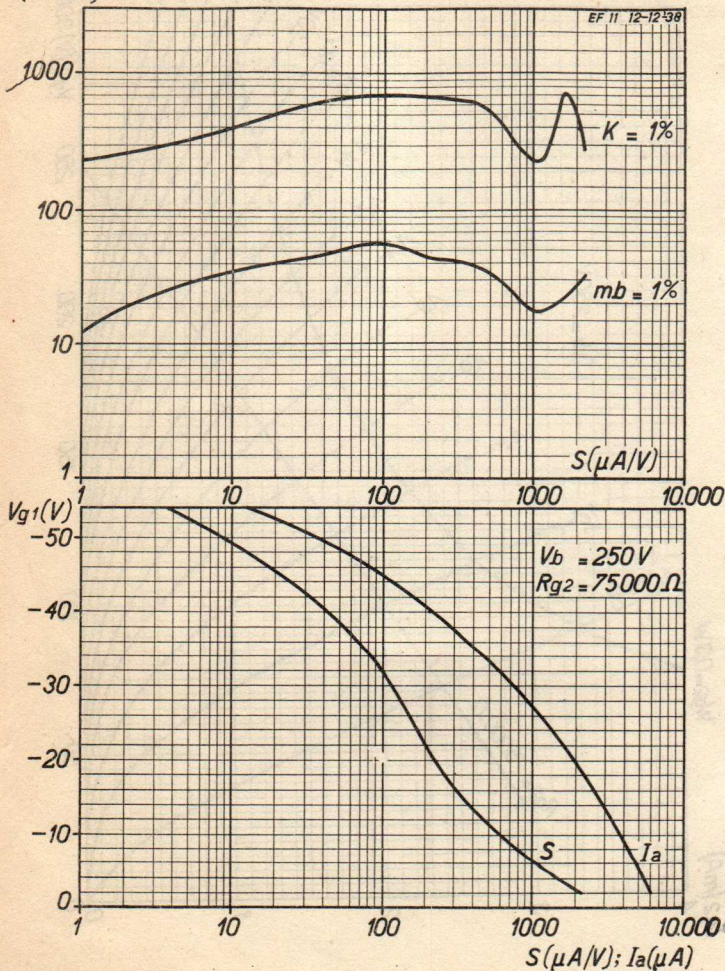
EF11

EF11



10/1'39

56114

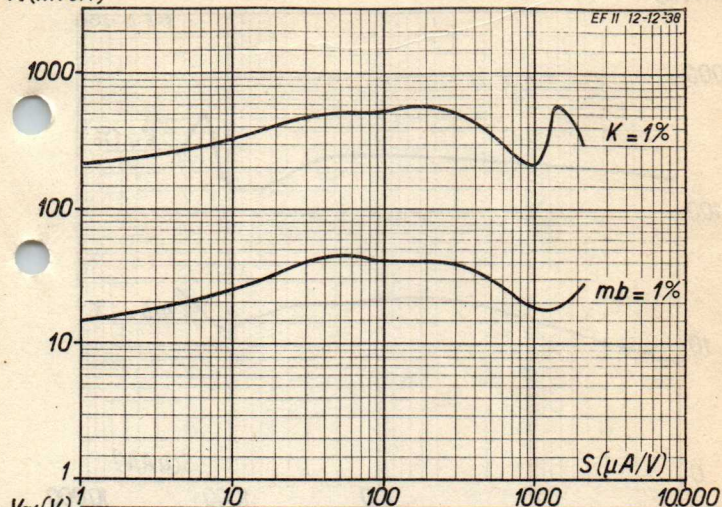
EF11**PHILIPS „MINIWATT“****EF11** V_i (mV_{eff})

PHILIPS „MINIWATT“

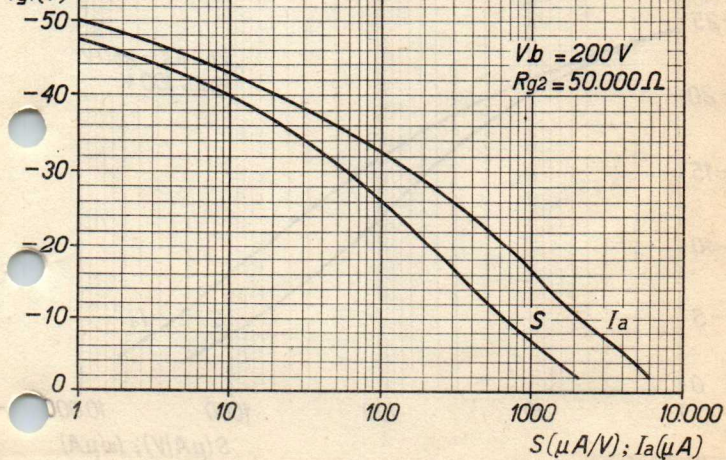
EF11

EF11

V_i (mVeff)



V_{g1} (V)



EF11**PHILIPS „MINIWATT“****EF11** $V_i(mV_{eff})$

EF 11 12-12'38

1000

100

10

0

 $S(\mu A/V)$ $V_{g1}(V)$

-25

-20

-15

-10

-5

0

 $V_b = 100 - 250 V$
 $V_{g2} = 100 V$ S I_a $S(\mu A/V); I_a(\mu A)$

1

10

100

1000

10.000

 $K = 1\%$ $mb = 1\%$ 