

## TUNG-SOL

PENTODE  
MINIATURE TYPE

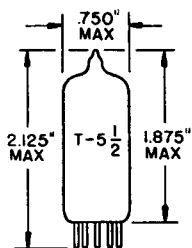
## SHARP-CUTOFF PENTODE

FOR

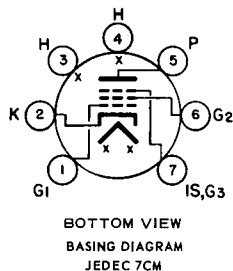
USE AS AN IF AMPLIFIER  
IN TV RECEIVERS

COATED UNIPOTENTIAL CATHODE

ANY MOUNTING POSITION



GLASS BULB  
MINIATURE BUTTON  
7 PIN BASE E7-1  
OUTLINE DRAWING  
JEDEC 5-2



THE 6DK6 IS A SHARP-CUTOFF PENTODE IN THE 7 PIN MINIATURE CONSTRUCTION. IT IS DESIGNED FOR SERVICE AS A WIDE-BAND HIGH-FREQUENCY AMPLIFIER AND IS PARTICULARLY SUITABLE FOR USE AS AN IF AMPLIFIER IN TELEVISION RECEIVERS, EXCEPT FOR HFEATER CHARACTERISTICS AND RATINGS, THE 6DK6 IS IDENTICAL TO THE 3DK6 AND THE 4DK6.

## DIRECT INTERELECTRODE CAPACITANCES

WITHOUT EXTERNAL SHIELD

GRID 1 TO PLATE	MAX.	0.025	pf
INPUT		6.3	pf
OUTPUT		1.9	pf

## HEATER CHARACTERISTICS AND RATINGS

DESIGN MAXIMUM VALUES - SEE EIA STANDARD RS-239

AVERAGE CHARACTERISTICS *	6.3	VOLTS	300	MA.
LIMITS OF APPLIED VOLTAGE			6.3 ± 0.6	VOLTS
MAXIMUM HEATER CATHODE VOLTAGE:				
HEATER NEGATIVE WITH RESPECT TO CATHODE				
TOTAL DC AND PEAK			200	VOLTS
HEATER POSITIVE WITH RESPECT TO CATHODE				
DC COMPONENT			100	VOLTS
TOTAL DC AND PEAK			200	VOLTS

CONTINUED ON FOLLOWING PAGE

## TUNG-SOL

CONTINUED FROM PRECEDING PAGE

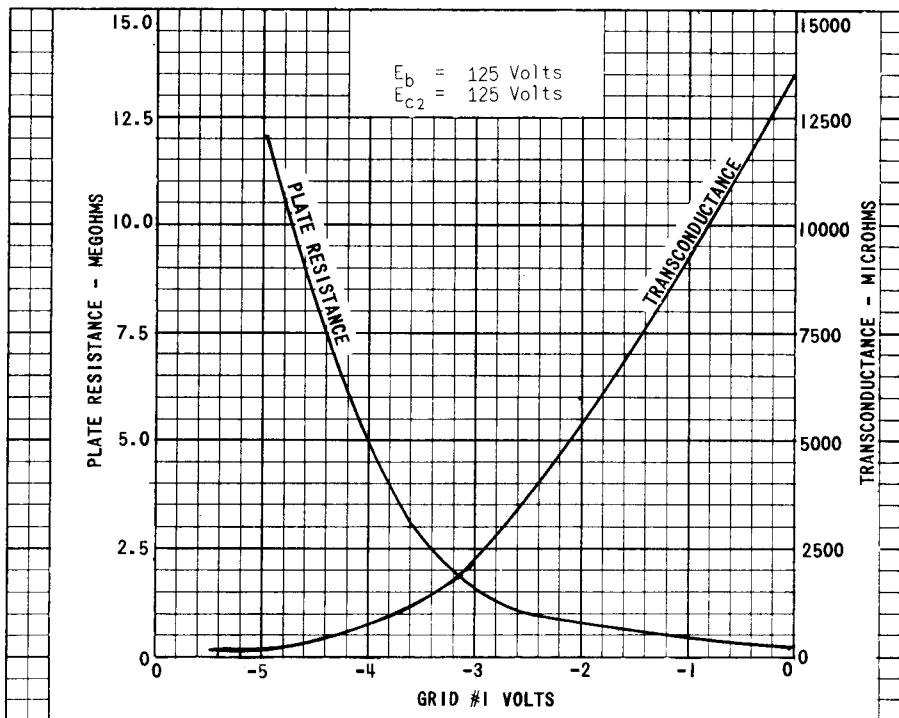
## MAXIMUM RATINGS

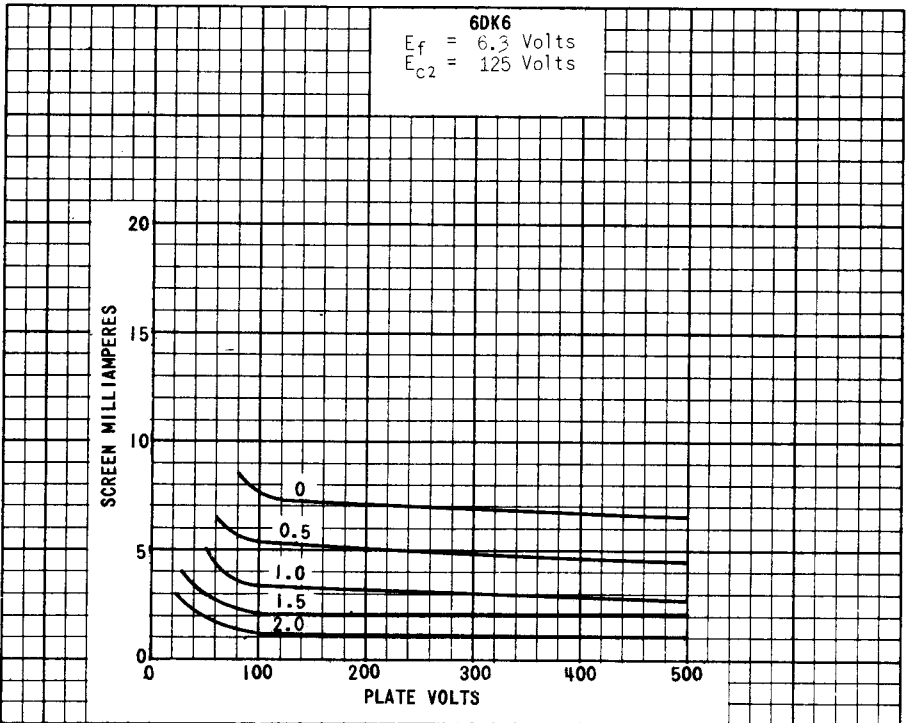
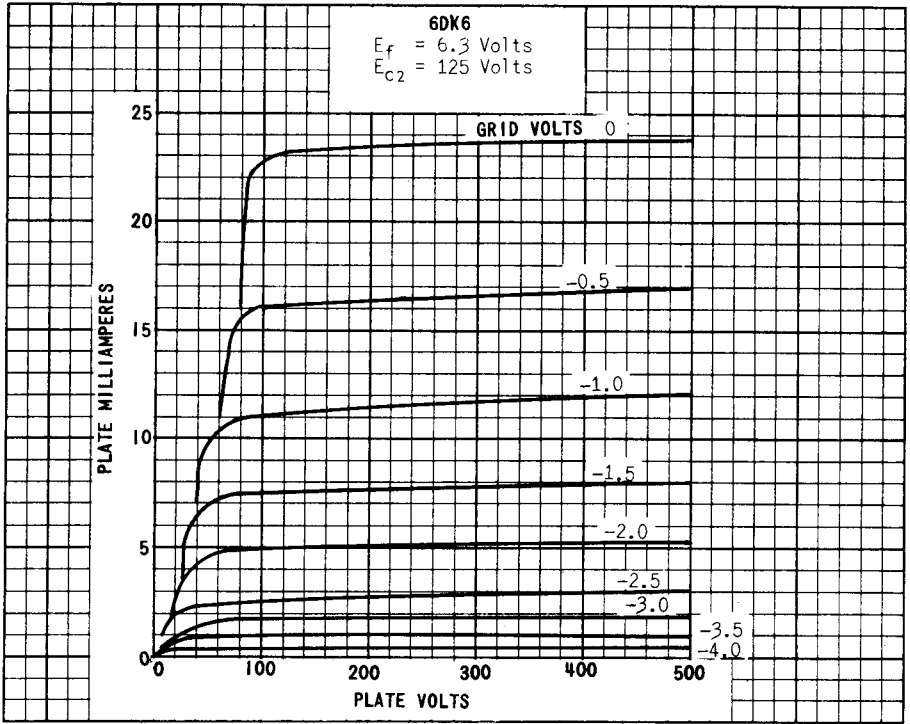
DESIGN MAXIMUM VALUES - SEE EIA STANDARD RS-239

PLATE VOLTAGE	330	VOLTS
GRID 2 SUPPLY VOLTAGE	330	VOLTS
GRID 2 VOLTAGE	See Rating Chart	
PLATE DISSIPATION	2.3	WATTS
GRID 2 DISSIPATION	0.55	WATTS
GRID 1 VOLTAGE - POSITIVE VALUE	0	VOLTS

## TYPICAL OPERATING CONDITIONS AND CHARACTERISTICS

PLATE VOLTAGE	125	VOLTS
GRID 3 (SUPPRESSOR)	Connected To Cathode At Socket	
GRID 2 VOLTAGE	125	VOLTS
CATHODE BIAS RESISTOR	56	OHMS
PLATE CURRENT	12.0	MA.
GRID 2 CURRENT	3.8	MA.
TRANSCONDUCTANCE	9 800	$\mu$ MHOS
PLATE RESISTANCE	APPROX. 0,35	MEG OHMS
GRID 1 VOLTAGE FOR $I_b = 20 \mu A$	-6.5	VOLTS





PRINTED IN U. S. A.

