

TUNG-SOL

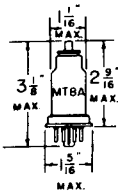
HIGH-MU TRIODE AMPLIFIER

UNI-POTENTIAL CATHODE

HEATER

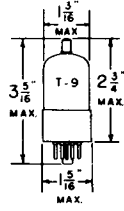
6.3 VOLTS 0.3 AMPERE

AC OR DC



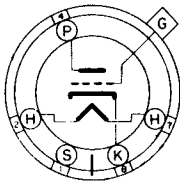
METAL SHELL
SMALL WAFER
5 PIN OCTAL BASE

6F5



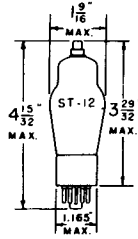
GLASS BULB
INTERMEDIATE
5 PIN OCTAL BASE

6F5GT



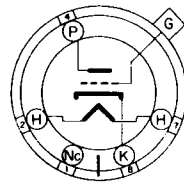
5M-0-1

6F5



GLASS BULB
SMALL 5 PIN
OCTAL BASE

6F5G



5M-0-0

6F5G, 6F5GT

THE TUNG-SOL 6F5, 6F5G AND 6F5GT ARE GENERAL PURPOSE HIGH-MU TRIODES. THEY ARE DESIGNED FOR SERVICE AS HIGH GAIN RESISTANCE COUPLED AMPLIFIERS IN AC AND AC-DC OPERATED RECEIVERS.

RATINGS

HEATER VOLTAGE (AC OR DC)	6.3	VOLTS
HEATER CURRENT	0.3	AMPERE
MAXIMUM PLATE VOLTAGE	300	VOLTS

AVERAGE CHARACTERISTICS

PLATE VOLTAGE	100	250	VOLTS
CONTROL GRID VOLTAGE	-1	-2	VOLTS
PLATE CURRENT	0.4	0.9	MA.
PLATE RESISTANCE	85 000	66 000	OHMS
TRANSCONDUCTANCE	1150	1500	μMHOS
AMPLIFICATION FACTOR	100	100	

FOR "INTERPRETATION OF RATINGS" REFER TO FRONT OF BOOK.

PLATE
1192-1
FEB. 28
1942

CONTINUED NEXT PAGE

TYPICAL OPERATING CONDITIONS AND CHARACTERISTICS

ZERO BIAS, RESISTANCE COUPLED, CLASS A₁ AMPLIFIER

PLATE SUPPLY VOLTAGE	100	300	VOLTS		
PLATE LOAD RESISTOR	0.25	0.25	MEGOHM		
GRID RESISTOR	10	10	MEGOHMS		
COUPLING CONDENSER	.01 to .005	.01 to .005	μf		
GRID RESISTOR FOR FOLLOWING TUBE	.5 to 1.0	.5 to 1.0	MEGOHM		
EXTERNAL GRID CIRCUIT IMPEDANCE	0	0	MEGOHM		
VOLTAGE GAIN	48	52	66	71	
VOLTAGE OUTPUT (RMS) ^A	7.0	8.5	44	50	VOLTS

^A AT FIVE PER CENT TOTAL HARMONIC DISTORTION.

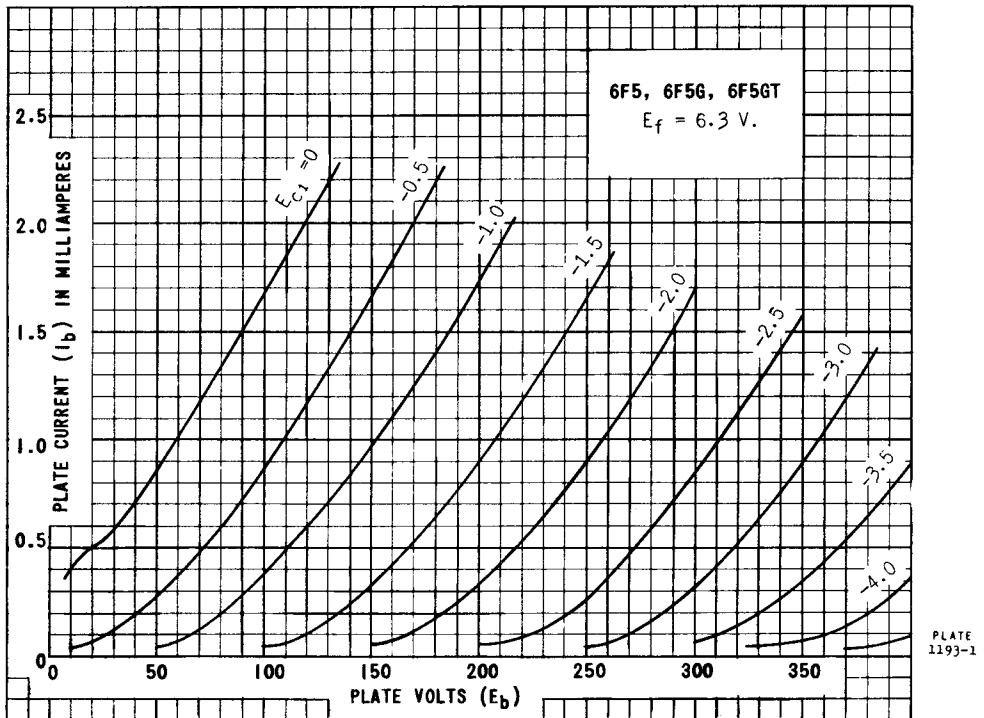


PLATE
1193-1