



R.F. Triode

3C/150A

CATHODE.

Thoriated tungsten filament

Voltage	10	V
Nominal current	3.4	A
Peak emission	2.5	A

RATING.

Amplification factor	} Measured at V_a 1kV I_a 150 mA	} 18	Ω
Impedance			

DIRECT INTER-ELECTRODE CAPACITIES.

Grid to anode	7.3	pF
Grid to filament	8.6	pF
Anode to filament	1.1	pF

DIMENSIONS.

Maximum overall length	246	mm.
Maximum overall width	88	mm.
Base : Large 4-pin bayonet		
Net weight	320	g.

MAXIMUM RATINGS.

Maximum direct anode voltage	2.5	kV
Maximum direct anode current	0.2	A
Maximum anode dissipation	150	W
Maximum RF grid current	10	A
Maximum frequency for above ratings	20	Mc/s
Maximum anode voltage for frequency of 60 Mc/s	2	kV

R.F. Triode

3C/150A



**TYPICAL OPERATING CONDITIONS.
AUDIO FREQUENCY.**

Class B Power Amplifier or Modulator.

(Balanced two valve circuit).

Direct anode voltage	2	2.5	kV
Grid bias	-100	-130	V
Direct anode current per valve— minimum signal	0.03	0.03	A
Direct anode current per valve— maximum signal	0.19	0.18	A
Peak AF grid to grid voltage	420	460	V
Load resistance anode to anode	11,200	16,000	Ω
Power output—2 valves	500	600	W approx.

RADIO FREQUENCY.**Class B Power Amplifier Telephony.**

(Carrier conditions per valve for use with 100% modulation).

Direct anode voltage	2	2.5	kV
Grid bias	-110	-140	V
Direct anode current	0.11	0.09	A
Peak RF grid voltage	125	150	V
*Direct grid current	0.5	0	mA approx.
Power output	80	80	W approx.

Class C Power Amplifier. Anode subject to modulation.

(Carrier conditions per valve for use with 100% modulation).

Direct anode voltage	1.75	2	kV
Grid bias	-300	-350	V
Direct anode current	0.2	0.16	mA
Peak RF grid voltage	475	500	V
*Direct grid current	30	20	mA approx.
Power output	270	250	W approx.

Class C Power Amplifier or Oscillator, unmodulated.

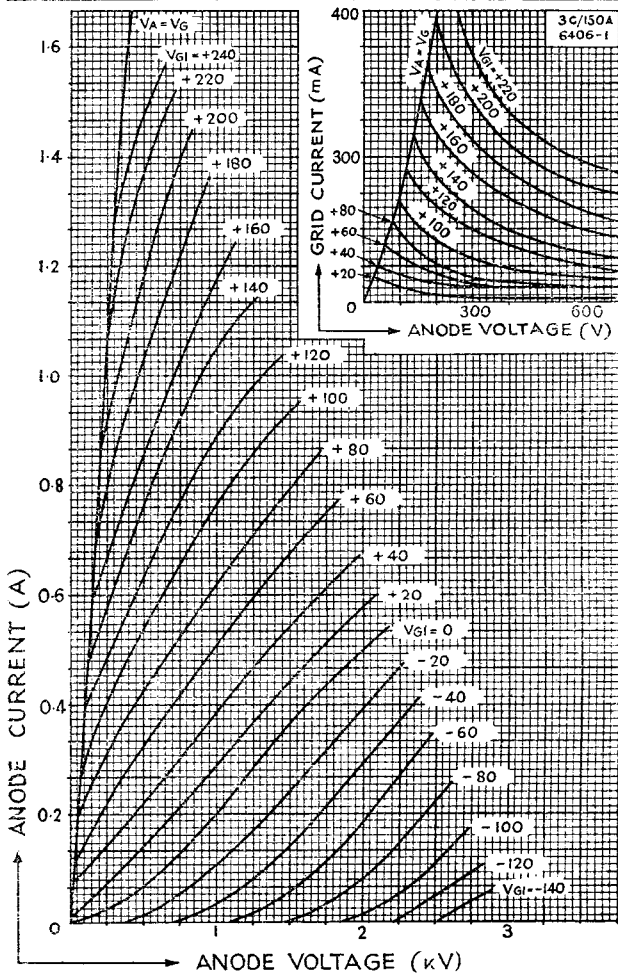
Direct anode voltage	2	2.5	kV
Grid bias	-250	-300	V
Direct anode current	0.2	0.2	A
Peak RF grid voltage	410	455	V
*Direct grid current	23	18	mA approx.
Power output	300	380	W approx.

* Subject to wide variation depending upon the impedance of the load circuit.



R.F. Triode

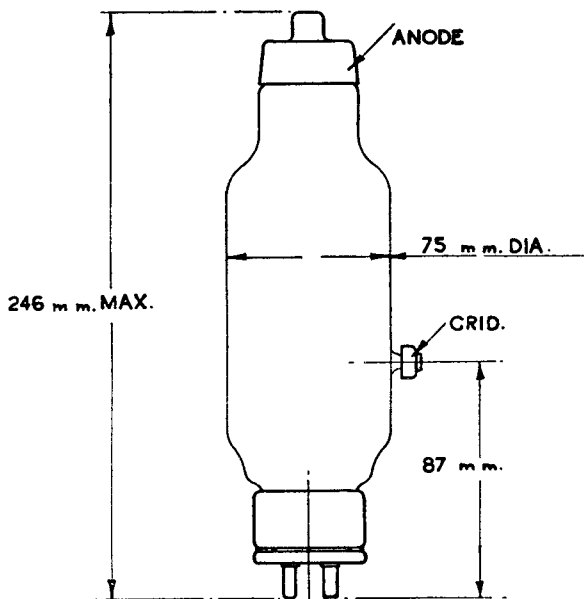
3C/150A



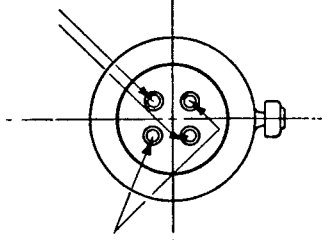
3C/150A

R.F. Triode

3C/150A



FILAMENT.



BLANK.