

Heizung ind.	Vf = 6,3 V
Chauffage ind.	If = ca. env. appr. 0,4 A
Heating ind.	

Kapazitäten	Cag = 1,1 $\mu\mu\text{F}$
Capacités	Cak = 5,1 $\mu\mu\text{F}$
Capacities	Cgk = 4,3 $\mu\mu\text{F}$

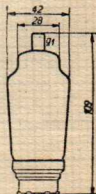
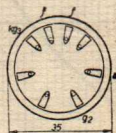
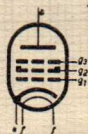
Betriebsdaten
Dates d'opération
Operating conditions

Va	= 250 V
Vg2	= 250 V
Ia	= 20 mA
Vg1	= -23 V
Ig2	ca. } = env. } 2 mA appr.)
g (k)	= 150
S max	= 3,5 mA/V
S (Ia = 20 mA)	= 1,9 mA/V
Ri (Ia = 20 mA)	= 80000 Ω
Ra (5%)	= 14000 Ω
Ra (10%)	= 12500 Ω
Vg1eff (5%)	= 5,3 V
Vg1eff (10%)	= 9,6 V
Wo (5%)	= 0,75 W
Wo (10%)	= 1,7 W

Grenzdaten.
Dates limites.
Limits.

Va0 max	= 400 V
VaL max	= 250 V
Wa max	= 5 W
Ik max	= 32 mA
Vg20 max	= 400 V
Vg2 max	= 250 V
Ig2 min	= 1 mA
Ig2 max	= 3 mA
Wg2 max	= 1,2 W
Vg1 (Ig1 = 0,3 μA)	= -1,3 V
Rg1a max	= 1 Megohm
Rg1f max	= 0,6 Megohm
Vfk max	= 50 V

Elektrodenanordnung und Sockelschaltung.
Disposition des electrodes et connexion du culot.
Arrangement of electrodes and base connection.



EL 1

PHILIPS „MINIWATT”
EL 1
PENTHODE (5 W)

